

Scaled data based on original data using
LM-79-08 Approved Method: Electrical and Photometric Measurements of Solid-
State Lighting Products

Test Report Prepared for
Cooper Lighting Solutions
(formerly Eaton)

Brand: STREETWORKS

Report Number: P367173

Luminaire Tested: **PMM-SA2A-740-U-5WQ**

Issue Date: 12/2/2019

Test Information

Test Method: LM-79-08
Report Number: P367173
TEST IS SCALED FROM IESNA LM-79-08 TEST DATA (G2-1910-543-4)
Test Lab: INNOVATION CENTER
Issue Date: 12/2/2019
Manufacturer: COOPER LIGHTING SOLUTIONS (FORMERLY EATON)
Product Line: STREETWORKS
Catalog Number: PMM-SA2A-740-U-5WQ
Description: MESA POST TOP DECORATIVE LUMINAIRE. (2) LIGHTSQUARES WITH 16 LEDS EACH AND TYPE V WIDE OPTICS.
Light Source: -
Ballast/Driver: ELECTRONIC DRIVER

Summary

Lumens per Lamp: N/A
Luminaire Lumens: 8526 lumens
Efficiency: N/A
Efficacy: 129.2 lumens/watt
Luminous Opening: Rectangular (W 0.5' x L: 1' x H: 0')
IES Classification: Type V - Short
BUG Rating: B4 - U0 - G2

Input Watts (W): 66
Input Voltage (V): NR
Input Current (Ain): NR
Voltage Rise (V): NR
Power Factor: NR
Total Harmonic Distortion (THDi): NR
Frequency (hertz): 60
Stabilization Time: NR
Operation Time: NR
Ambient Temperature (°C): NR
Test Distance: 28.75 FT

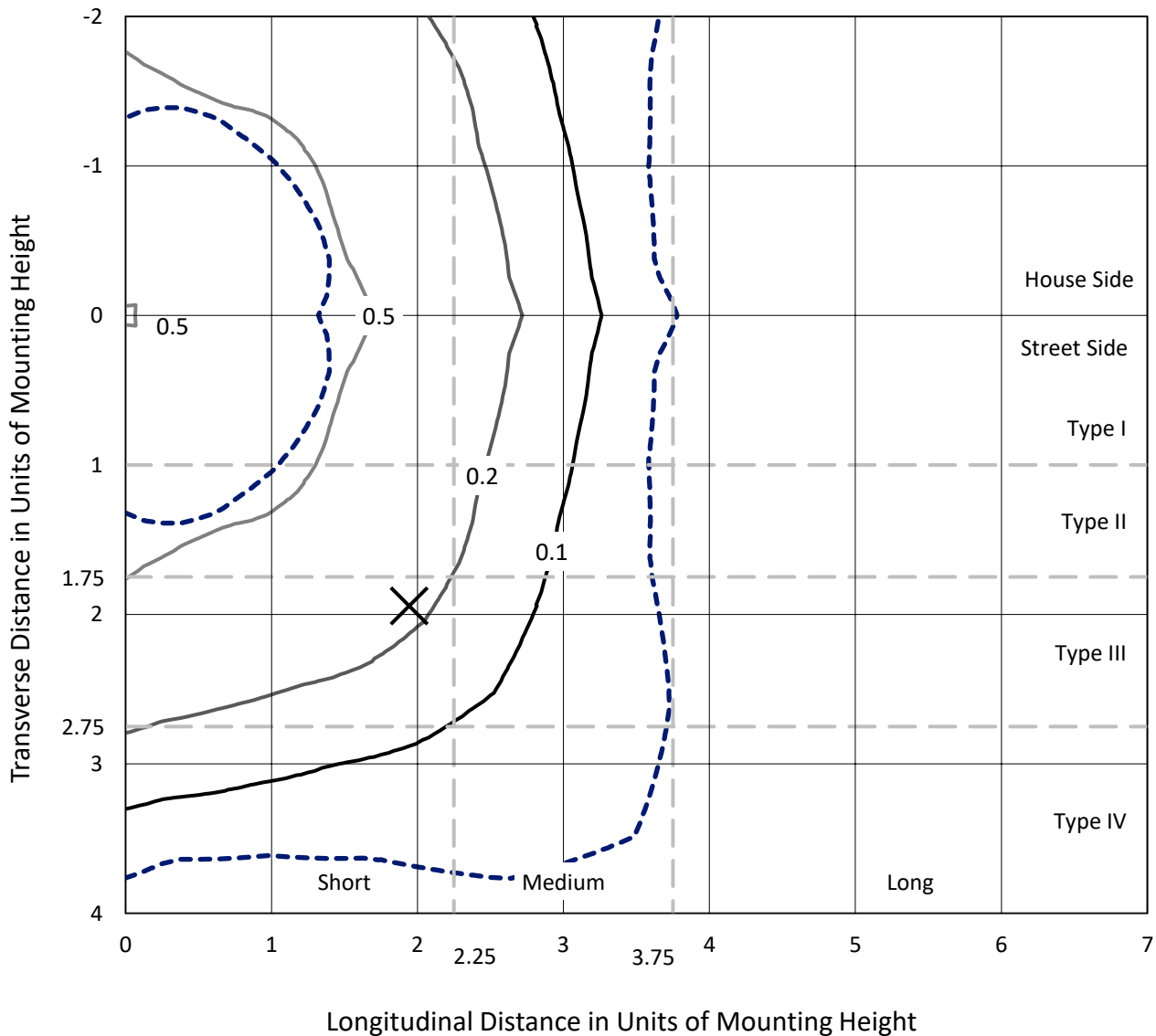


REPORT NUMBER: P367173

CATALOG NUMBER: PMM-SA2A-740-U-5WQ

Iso-Footcandle Lines of Horizontal Illumination

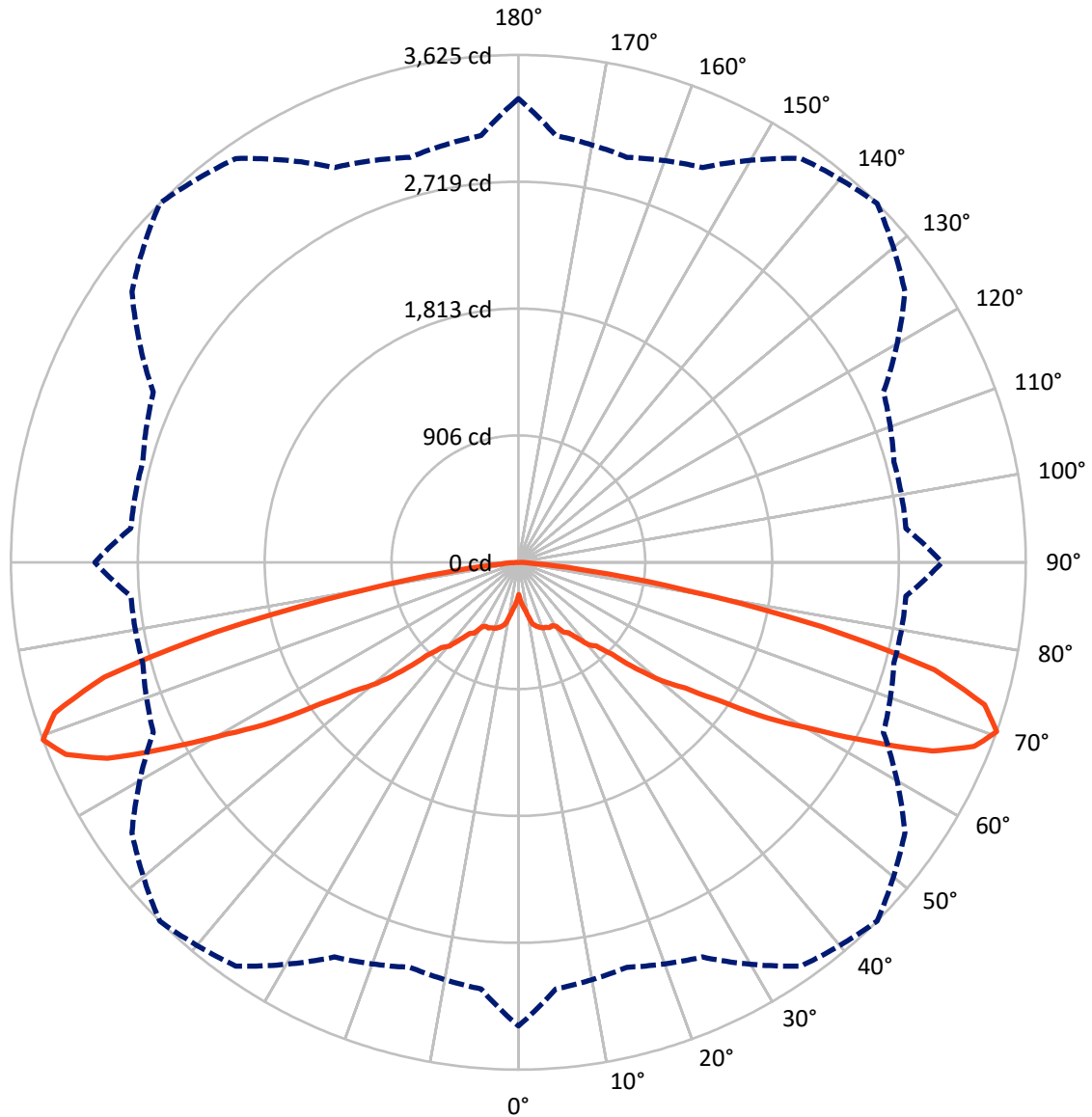
✕ Max cd
 - - - 1/2 Max cd



Based on 25 foot mounting height. Maximum calculated value = 0.7 fc
 Type V - Short - N/A

REPORT NUMBER: P367173
CATALOG NUMBER: PMM-SA2A-740-U-5WQ

Luminous Intensity Polar Plot



— Vertical Plane Through 45-Deg Lateral - - - Horizontal Cone Through 70-Deg Vertical

REPORT NUMBER: P367173

CATALOG NUMBER: PMM-SA2A-740-U-5WQ

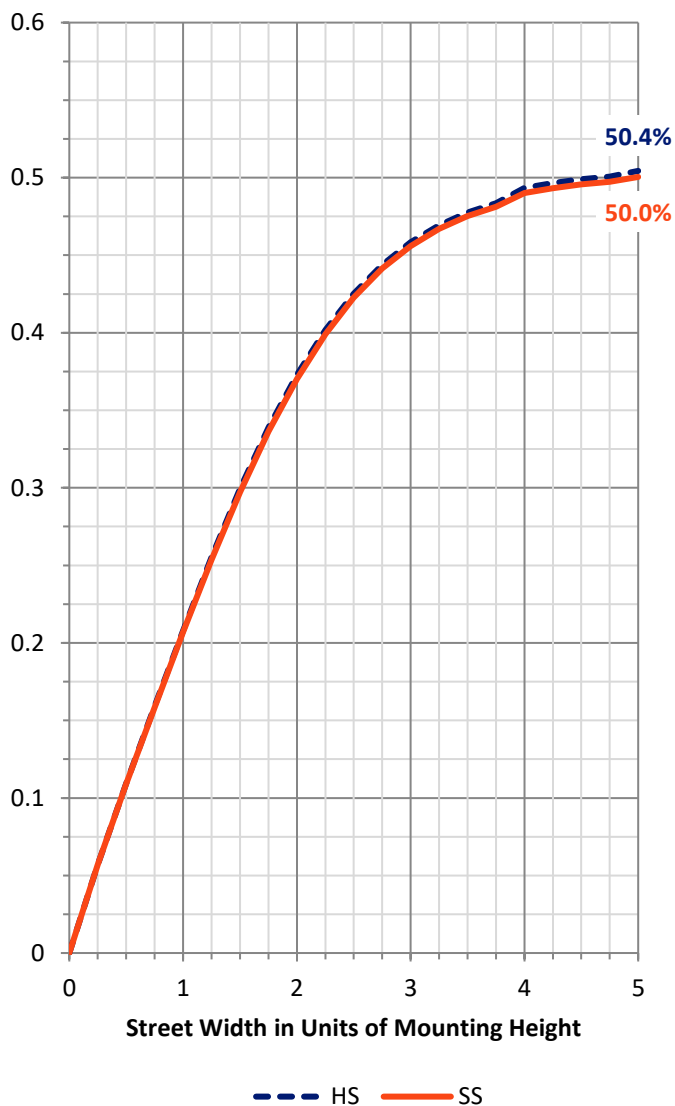
FLUX DISTRIBUTION:

		Downward	Upward	Total
House Side	Lumens	4263.0	0.0	4263.0
	% Fixture	50.0	0.0	50.0
Street Side	Lumens	4263.0	0.0	4263.0
	% Fixture	50.0	0.0	50.0
Total	Lumens	8526.0	0.0	8526.0
	% Fixture	100.0	0.0	100.0

ZONAL LUMENS:

Zone	Lumens	% Fixture
0°-10°	33.5	0.4
10°-20°	134.2	1.6
20°-30°	253.7	3.0
30°-40°	442.0	5.2
40°-50°	844.9	9.9
50°-60°	1638.4	19.2
60°-70°	2868.9	33.6
70°-80°	2156.1	25.3
80°-90°	154.3	1.8
90°-100°	0.0	0.0
100°-110°	0.0	0.0
110°-120°	0.0	0.0
120°-130°	0.0	0.0
130°-140°	0.0	0.0
140°-150°	0.0	0.0
150°-160°	0.0	0.0
160°-170°	0.0	0.0
170°-180°	0.0	0.0
0°-90°	8526.0	100.0
0°-180°	8526.0	100.0

Coefficient of Utilization



REPORT NUMBER: P367173

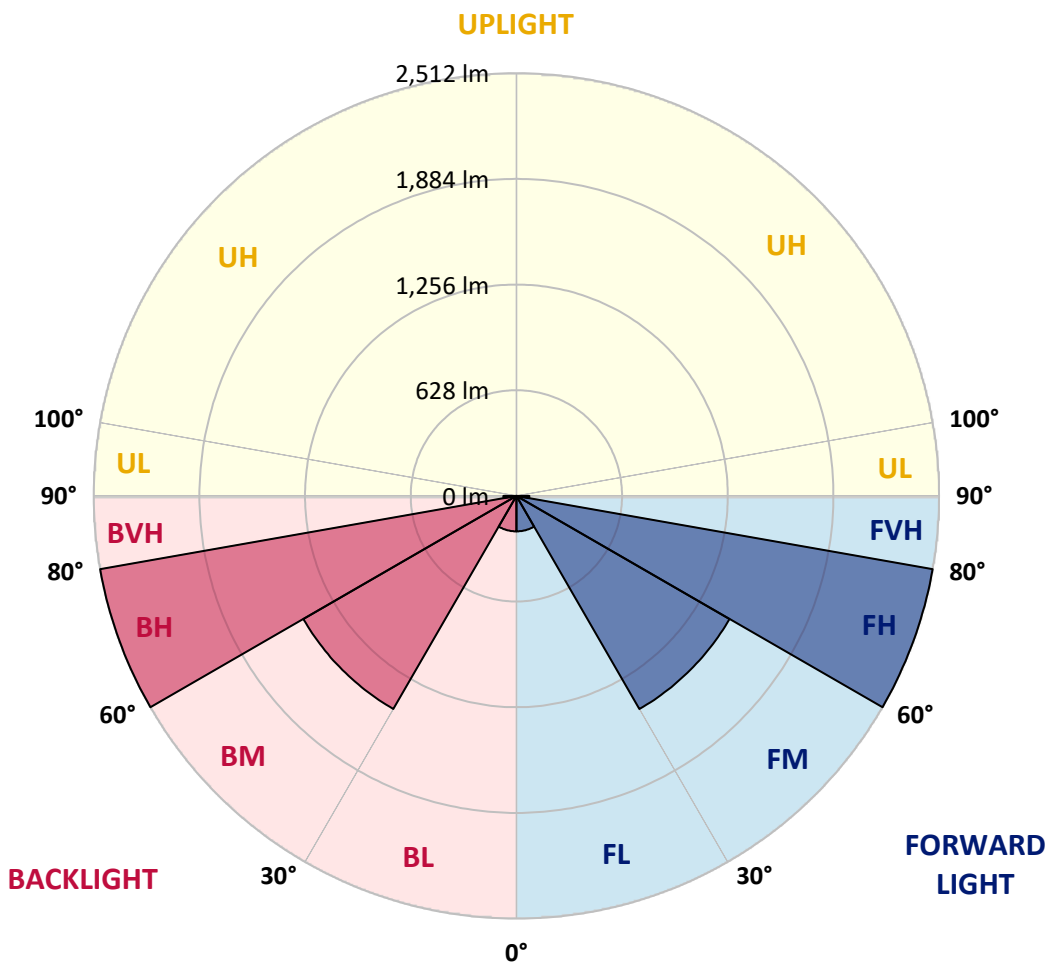
CATALOG NUMBER: PMM-SA2A-740-U-5WQ

LUMINAIRE CLASSIFICATION SYSTEM LUMEN TABLE AND BUG RATING:

Zone	Lumens	% Fixture	Zone Rating/Lumen Limit		
			B	U	G
FL (0°-30°)	210.7	2.5			
FM (30°-60°)	1462.6	17.2			
FH (60°-80°)	2512.5	29.5			G2/5000
FVH (80°-90°)	77.1	0.9			G1/100
BL (0°-30°)	210.7	2.5	B1/500		
BM (30°-60°)	1462.6	17.2	B2/2500		
BH (60°-80°)	2512.5	29.5	B4/5000		G2/5000
BVH (80°-90°)	77.1	0.9			G1/100
UL (90°-100°)	0.0	0.0		U0/0	
UH (100°-180°)	0.0	0.0		U0/0	

BUG Rating: B4-U0-G2

Type V Short





REPORT NUMBER: P367173
 CATALOG NUMBER: PMM-SA2A-740-U-5WQ

CANDELA DISTRIBUTION (FULL):

	0°	5°	15°	25°	35°	45°	55°	65°	75°	85°	90°
0°	230.5	230.5	230.5	230.5	230.5	230.5	230.5	230.5	230.5	230.5	230.5
2.5°	280.5	276.2	262.6	263.3	269.6	270.2	270.9	262.6	260.6	277.5	278.5
5°	356.2	346.3	336.4	332.4	326.5	309.9	328.1	330.1	334.1	347.0	352.9
7.5°	406.8	394.6	381.0	372.8	356.6	343.0	357.9	370.1	378.1	392.6	400.9
10°	416.4	409.1	408.5	393.9	391.0	395.9	394.9	395.3	407.2	407.5	412.5
12.5°	446.5	451.8	441.6	436.6	439.6	451.8	441.9	437.6	440.6	454.1	448.5
15°	485.9	492.2	476.6	468.7	460.7	472.3	462.1	469.7	479.3	489.2	484.2
17.5°	529.5	529.9	508.7	479.3	486.2	487.9	484.2	477.9	505.4	529.2	526.9
20°	553.4	553.0	516.6	476.6	497.1	500.8	497.5	476.0	517.3	550.0	549.1
22.5°	577.8	570.6	526.9	494.5	502.1	505.1	497.5	495.5	526.9	572.5	572.2
25°	591.1	597.3	549.4	529.2	522.9	516.0	522.6	525.9	556.0	600.7	587.8
27.5°	632.4	622.2	556.0	554.0	540.8	513.3	536.2	552.4	554.0	626.1	639.4
30°	669.8	673.7	585.8	588.7	564.6	529.9	565.3	591.1	596.0	674.4	673.1
32.5°	709.5	711.1	638.7	607.9	597.7	596.4	582.8	605.3	644.3	707.2	709.8
35°	769.7	783.2	686.0	644.6	631.7	618.5	630.4	650.6	687.0	781.2	774.6
37.5°	907.6	886.1	788.9	703.2	694.6	689.3	698.9	713.4	787.9	888.4	919.2
40°	1003.8	993.6	861.3	800.1	745.9	774.3	751.8	808.0	869.6	994.3	1014.1
42.5°	1153.0	1107.4	971.4	895.7	839.5	819.3	831.9	905.3	983.7	1122.6	1161.6
45°	1296.2	1225.8	1109.4	1042.5	957.2	936.0	952.9	1039.2	1129.9	1239.7	1308.5
47.5°	1442.4	1369.7	1241.7	1145.1	1075.3	1138.5	1083.2	1165.3	1255.5	1383.2	1444.4
50°	1594.2	1513.5	1387.2	1282.0	1276.1	1332.0	1265.8	1307.8	1391.5	1523.8	1595.9
52.5°	1768.6	1681.6	1555.2	1484.1	1498.0	1494.4	1481.1	1473.5	1555.9	1685.9	1771.5
55°	1975.9	1882.0	1781.1	1748.4	1786.7	1745.4	1764.9	1762.3	1774.2	1867.1	1967.3
57.5°	2226.6	2120.5	2019.3	2012.0	2061.3	2100.3	2065.6	2015.6	1994.8	2085.1	2199.9
60°	2542.5	2412.2	2301.1	2278.2	2418.8	2418.5	2387.1	2275.3	2267.3	2369.5	2507.8
62.5°	2891.5	2732.7	2611.3	2574.9	2795.2	2820.0	2722.1	2521.7	2562.7	2645.1	2809.1
65°	3187.8	2997.0	2883.9	2873.9	3143.2	3252.7	3036.3	2762.1	2775.4	2843.8	3021.5
67.5°	3381.0	3151.1	3061.1	3109.1	3443.8	3512.3	3311.2	2922.9	2875.9	2904.4	3116.7
70°	3313.2	3060.5	2995.7	3112.1	3521.6	3625.1	3370.4	2877.9	2778.0	2779.3	3026.1
72.5°	2799.5	2559.1	2589.8	2803.5	3337.7	3482.9	3096.5	2599.4	2395.0	2390.0	2614.0
75°	1851.2	1690.5	1811.9	2145.0	2774.7	3071.7	2565.7	2037.5	1781.1	1697.8	1870.8
77.5°	809.7	789.2	891.4	1267.8	1891.6	2213.7	1838.0	1331.0	968.8	805.7	880.1
80°	217.0	212.3	266.6	480.9	920.8	1219.2	994.6	530.9	277.2	201.8	214.0
82.5°	79.1	81.0	98.9	134.6	303.3	513.3	330.4	155.1	104.8	86.0	86.0
85°	34.4	33.4	48.0	53.9	82.7	116.1	94.9	65.8	52.9	39.7	38.0
87.5°	9.3	11.6	16.2	16.9	21.5	17.5	25.1	23.2	19.8	13.9	11.2
90°	0.0	0.0	0.0	0.0	0.0	0.0	0.0	0.0	0.0	0.0	0.0

(END OF REPORT)